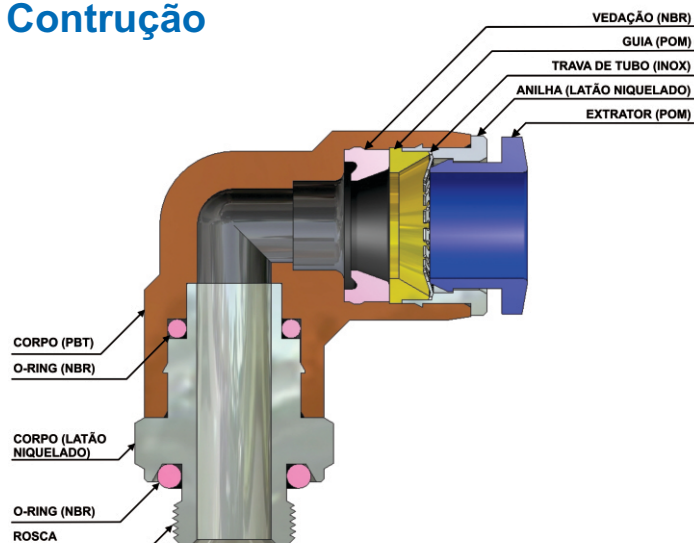



## Conexões Engate Rápido Tubos em Milímetro

### Construção






Característica Técnica	
Fluído	Ar Comprimido
Pressão de Trabalho	-1 ~ 10Bar
Pressão de Teste	15Bar
Temperatura de Trabalho	-5 ~60°
Tubo Aplicável	Poliuretano, Nylon, Teflon


Conexão Retã			Conexão Cotovelo			Conexão 'Y'			Conexão 'T' Rosca Central		
Código	Rosca	Ø Tubo Ext.	Código	Rosca	Ø Tubo Ext.	Código	Rosca	Ø Tubo Ext.	Código	Rosca	Ø Tubo Ext.
FH04-M5	M5	4	FL04-M5	M5	4	FY04-M5	M5	4	FT04-M5	M5	4
FH04-M6	M6	4	FL04-M6	M6	4	FY04-M6	M6	4	FT04-M6	M6	4
FH04-01	1/8"	4	FL04-01	1/8"	4	FY04-01	1/8"	4	FT04-01	1/8"	4
FH04-02	1/4"	4	FL04-02	1/4"	4	FY04-02	1/4"	4	FT04-02	1/4"	4
FH06-M5	M5	6	FL06-M5	M5	6	FY06-M5	M5	6	FT06-M5	M5	6
FH06-01	1/8"	6	FL06-01	1/8"	6	FY06-01	1/8"	6	FT06-01	1/8"	6
FH06-02	1/4"	6	FL06-02	1/4"	6	FY06-02	1/4"	6	FT06-02	1/4"	6
FH06-03	3/8"	6	FL06-03	3/8"	6	FY06-03	3/8"	6	FT06-03	3/8"	6
FH06-04	1/2"	6	FL06-04	1/2"	6	FY06-04	1/2"	6	FT06-04	1/2"	6
FH08-01	1/8"	8	FL08-01	1/8"	8	FY08-01	1/8"	8	FT08-01	1/8"	8
FH08-02	1/4"	8	FL08-02	1/4"	8	FY08-02	1/4"	8	FT08-02	1/4"	8
FH08-03	3/8"	8	FL08-03	3/8"	8	FY08-03	3/8"	8	FT08-03	3/8"	8
FH08-04	1/2"	8	FL08-04	1/2"	8	FY08-04	1/2"	8	FT08-04	1/2"	8
FH10-01	1/8"	10	FL10-01	1/8"	10	FY10-01	1/8"	10	FT10-01	1/8"	10
FH10-02	1/4"	10	FL10-02	1/4"	10	FY10-02	1/4"	10	FT10-02	1/4"	10
FH10-03	3/8"	10	FL10-03	3/8"	10	FY10-03	3/8"	10	FT10-03	3/8"	10
FH10-04	1/2"	10	FL10-04	1/2"	10	FY10-04	1/2"	10	FT10-04	1/2"	10
FH12-01	1/8"	12	FL12-01	1/8"	12	FY12-01	1/8"	12	FT12-01	1/8"	12
FH12-02	1/4"	12	FL12-02	1/4"	12	FY12-02	1/4"	12	FT12-02	1/4"	12
FH12-03	3/8"	12	FL12-03	3/8"	12	FY12-03	3/8"	12	FT12-03	3/8"	12
FH12-04	1/2"	12	FL12-04	1/2"	12	FY12-04	1/2"	12	FT12-04	1/2"	12
FH16-02	1/4"	16	FL16-02	1/4"	16	FY16-02	1/4"	16	FT16-02	1/4"	16
FH16-03	3/8"	16	FL16-03	3/8"	16	FY16-03	3/8"	16	FT16-03	3/8"	16







**Conexões Engate Rápido Tubos em Milímetro**

Conexão ' T ' Rosca Lateral			Regulador de Fluxo			Conexão Retra Lisa			Conexão Retra Rosca Interna		
Código	Rosca	Ø Tubo Ext.	Código	Rosca	Ø Tubo Ext.	Código	Rosca	Ø Tubo Ext.	Código	Rosca	Ø Tubo Ext.
FLT04-M5	M5	4	SCL04-M5	M5	4	FS04-M5	M5	4	FF04-01	1/8"	4
FLT04-M6	M6	4	SCL04-01	1/8"	4	FS04-01	1/8"	4	FF04-02	1/4"	4
FLT04-01	1/8"	4	SCL04-02	1/4"	4	FS04-02	1/4"	4	FF06-01	1/8"	6
FLT04-02	1/4"	4	SCL06-M5	M5	6	FS06-M5	M5	6	FF06-02	1/4"	6
FLT06-M5	M5	6	SCL06-01	1/8"	6	FS06-01	1/8"	6	FF06-03	3/8"	6
FLT06-01	1/8"	6	SCL06-02	1/4"	6	FS06-02	1/4"	6	FF08-01	1/8"	8
FLT06-02	1/4"	6	SCL06-03	3/8"	6	FS06-03	3/8"	6	FF08-02	1/4"	8
FLT06-03	3/8"	6	SCL06-04	1/2"	6	FS06-04	1/2"	6	FF08-03	3/8"	8
FLT06-04	1/2"	6	SCL08-01	1/8"	8	FS08-01	1/8"	8	FF08-04	1/2"	8
FLT08-01	1/8"	8	SCL08-02	1/4"	8	FS08-02	1/4"	8	FF10-01	1/8"	10
FLT08-02	1/4"	8	SCL08-03	3/8"	8	FS08-03	3/8"	8	FF10-02	1/4"	10
FLT08-03	3/8"	8	SCL08-04	1/2"	8	FS08-04	1/2"	8	FF10-03	3/8"	10
FLT08-04	1/2"	8	SCL10-01	1/8"	10	FS10-01	1/8"	10	FF10-04	1/2"	10
FLT10-01	1/8"	10	SCL10-02	1/4"	10	FS10-02	1/4"	10	FF12-02	1/4"	12
FLT10-02	1/4"	10	SCL10-03	3/8"	10	FS10-03	3/8"	10	FF12-03	3/8"	12
FLT10-03	3/8"	10	SCL10-04	1/2"	10	FS10-04	1/2"	10	FF12-04	1/2"	12
FLT10-04	1/2"	10	SCL12-02	1/4"	12	FS12-02	1/4"	12			
FLT12-01	1/8"	12	SCL12-03	3/8"	12	FS12-03	3/8"	12			
FLT12-02	1/4"	12	SCL12-04	1/2"	12	FS12-04	1/2"	12			
FLT12-03	3/8"	12	SCL16-02	1/4"	16						
FLT12-04	1/2"	12	SCL16-03	3/8"	16						
FLT16-02	1/4"	16	SCL16-04	1/2"	16						
FLT16-03	3/8"	16									


Conexão Cotovelo		Conexão ' T '		Conexão ' Y '		Conexão em ' X '		Conexão Multipla		
									ØD1	
Código	Ø Tubo Ext.	Código	Ø Tubo Ext.	Código	Ø Tubo Ext.	Código	Ø Tubo Ext.	Código	ØD1	ØD2
FL04-00	4	FT04-00	4	FY04-00	4	FX04-00	4	FRG06-04	6	4
FL06-00	6	FT06-00	6	FY06-00	6	FX06-00	6	FRG08-04	8	4
FL08-00	8	FT08-00	8	FY08-00	8	FX08-00	8	FRG08-06	8	6
FL10-00	10	FT10-00	10	FY10-00	10	FX10-00	10	FRG10-06	10	6
FL12-00	12	FT12-00	12	FY12-00	12	FX12-00	12	FRG10-08	10	8
FL16-00	16	FT16-00	16	FY16-00	16	FX16-00	16			



## Conexões Engate Rápido Tubos em Milímetro

Conexão Retra de Redução			Conexão Banjo 2 Saídas			Conexão Banjo Simples			Conexão Cotovelo Longo		
											
Código	ØD1	ØD2	Código	Rosca	Ø Tubo Ext.	Código	Rosca	Ø Tubo Ext.	Código	Rosca	Ø Tubo Ext.
FRR06-04	6	4	FVD04-01	1/8"	4	FV04-01	1/8"	4	FLL04-M5	M5	4
FRR08-04	8	4	FVD04-02	1/4"	4	FV04-02	1/4"	4	FLL04-01	1/8"	4
FRR08-06	8	6	FVD06-01	1/8"	6	FV06-01	1/8"	6	FLL06-M5	M5	6
FRR10-06	10	6	FVD06-02	1/4"	6	FV06-02	1/4"	6	FLL06-01	1/8"	6
FRR10-08	10	8	FVD06-03	3/8"	6	FV06-03	3/8"	6	FLL06-02	1/4"	6
FRR12-06	12	6	FVD08-01	1/8"	8	FV08-01	1/8"	8	FLL08-01	1/8"	8
FRR12-08	12	8	FVD08-02	1/4"	8	FV08-02	1/4"	8	FLL08-02	1/4"	8
FRR12-10	12	10	FVD08-03	3/8"	8	FV08-03	3/8"	8			
FRR16-12	16	12	FVD08-04	1/2"	8						

Conexão Passa Muro Rosca Interna			Conexão Retra de Redução			Tampão para Conexão		Tampão para Tubo		Conexão Passa Muro	
											
Código	Rosca	Ø Tubo Ext.	Código	ØD1	ØD2	Código	Ø Tubo Ext.	Código	Ø Tubo Ext.	Código	Ø Tubo Ext.
FE04-01	1/8"	4	FRR06-04	6	4	FP04-00	4	FC04-00	4	FE04-00	4
FE04-02	1/4"	4	FRR08-04	8	4	FP06-00	6	FC06-00	6	FE06-00	6
FE06-01	1/8"	6	FRR08-06	8	6	FP08-00	8	FC08-00	8	FE08-00	8
FE06-02	1/4"	6	FRR10-06	10	6	FP10-00	10	FC10-00	10	FE10-00	10
FE06-03	3/8"	6	FRR10-08	10	8	FP12-00	12	FC12-00	12	FE12-00	12
FE08-01	1/8"	8	FRR12-06	12	6	FP16-00	16	FC16-00	16	FE16-00	16
FE08-02	1/4"	8	FRR12-08	12	8						
FE08-03	3/8"	8	FRR12-10	12	10						
FE08-04	1/2"	8	FRR16-12	16	12						
FE10-01	1/8"	10									
FE10-02	1/4"	10									
FE10-03	3/8"	10									
FE10-04	1/2"	10									
FE12-02	1/8"	12									
FE12-03	1/4"	12									
FE12-04	3/8"	12									

Conexão 'T' de Redução			Conexão Retra de Redução			Conexão Retra Emenda	
							
Código	ØD1	ØD2	Código	ØD1	ØD2	Código	Ø Tubo Ext.
FRT04-06	4	6	FRH06-04	6	4	FH04-00	4
FRT06-04	6	4	FRH08-04	8	4	FH06-00	6
FRT06-08	6	8	FRH08-06	8	6	FH08-00	8
FRT08-06	8	6	FRH10-06	10	6	FH10-00	10
FRT08-10	8	10	FRH10-08	10	8	FH12-00	12
FRT10-08	10	8	FRH12-10	12	10	FH16-00	16
FRT10-12	10	12	FRH16-12	16	12		
FRT12-10	12	10					

